


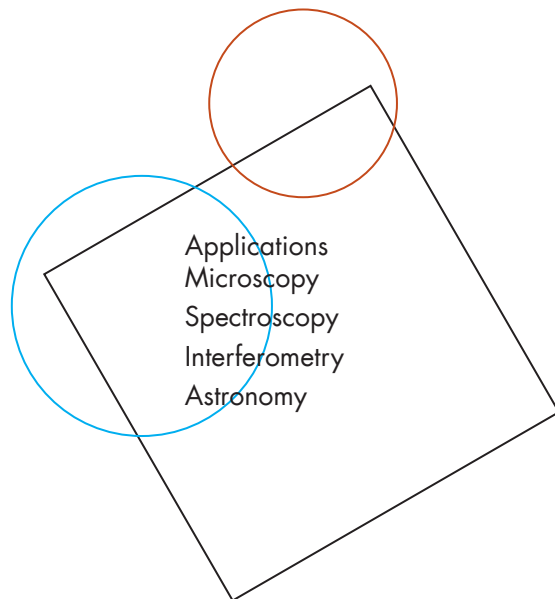
VIS/NIR Beamsplitters



When using a beamsplitter in an optical system, it is critical that all light incident upon the coating be reflected [R] or transmitted [T] with minimal loss due to absorption. To meet this requirement, Andover's VIS/NIR beamsplitters are constructed of all dielectric materials that keep absorption to just 0.5–1.0%, depending on the R/T ratio. To minimize reflections, we add broadband antireflective coatings that meet or exceed the following environmental specifications. These beamsplitters are designed for use at a 45° angle of incidence in randomly polarized light.

- Hard-coated for maximum durability
- R/T ratios from 80/20 to 30/70
- High-quality optical crown glass substrate

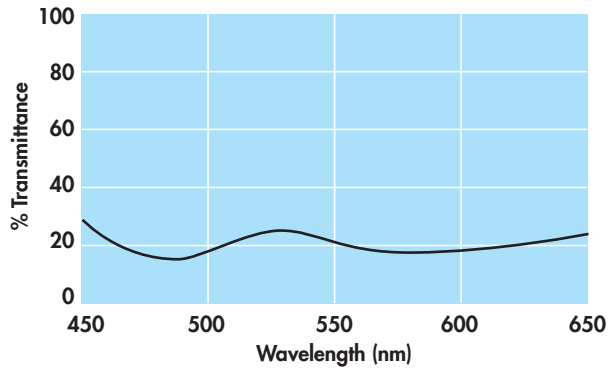
General Specifications	
Substrate Material	Schott® BK-7
Thickness	3mm ±0.5mm
Size Tolerance	+0.00/-0.25mm
Coating Quality	60/40 per MIL-C-48497A
Surface Quality	80/50 per MIL-C-48497A
Humidity and Abrasion	Per MIL-C-48497A
Max. Operating Temperature	+100°C
Flatness	$\lambda/4$ wave per 25mm or better
Parallelism	30 arc seconds or better
Angle of Incidence	45° random polarization
Min. Clear Aperture	85% of outside dimension



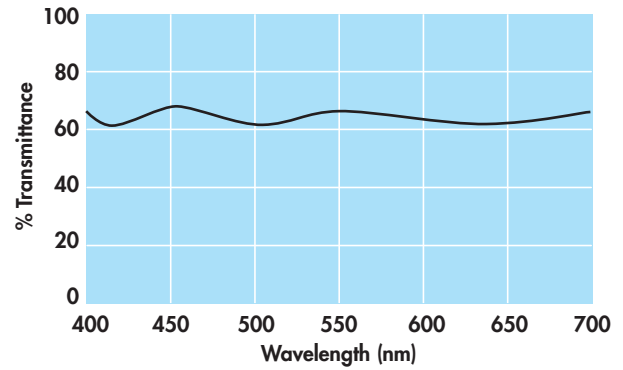
R/T Ratio	Wavelength Range	Size, Shape & Part Number	
		25mm Ø ○	50mm SQ □
80/20	450–650nm	VBS-80/20-25	VBS-80/20-50S
70/30	450–650nm	VBS-70/30-25	VBS-70/30-50S
60/40	450–650nm	VBS-60/40-25	VBS-60/40-50S
50/50	400–700nm	VBS-50/50-25	VBS-50/50-50S
50/50	700–1100nm	RBS-50/50-25	RBS-50/50-50S
40/60	400–700nm	VBS-40/60-25	VBS-40/60-50S
30/70	400–700nm	VBS-30/70-25	VBS-30/70-50S

VIS/NIR Beamsplitters

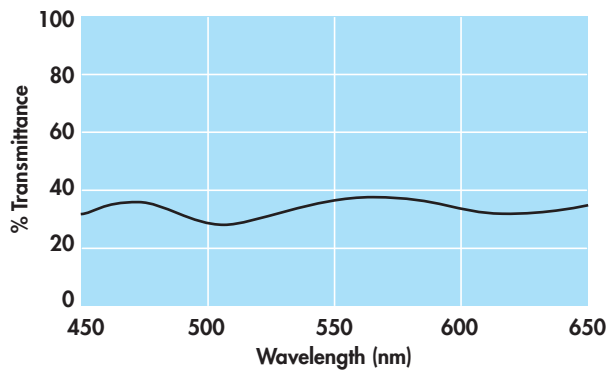
80/20 Dielectric (45° Angle)



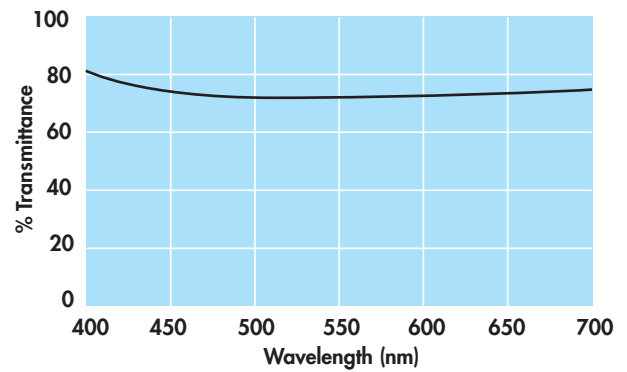
40/60 Dielectric (45° Angle)



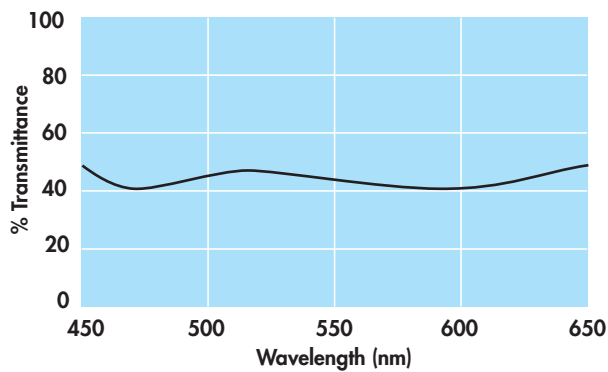
70/30 Dielectric (45° Angle)



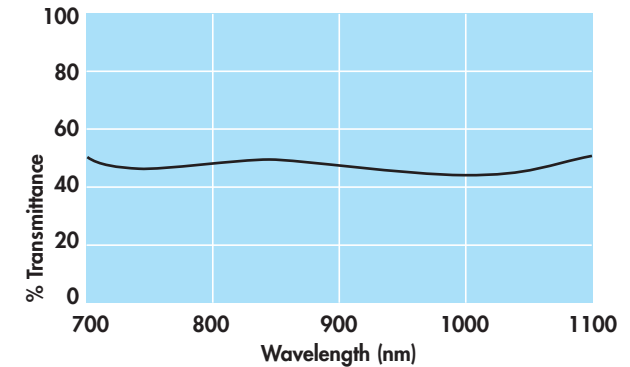
30/70 Dielectric (45° Angle)



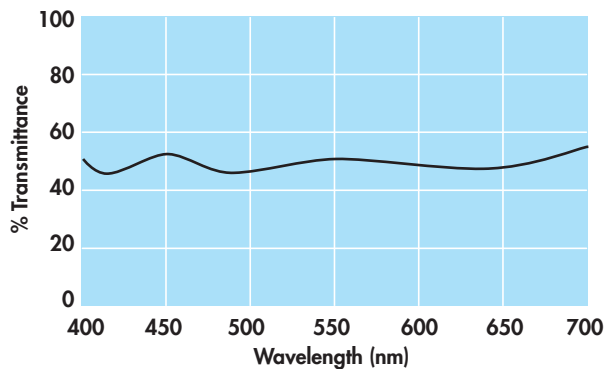
60/40 Dielectric (45° Angle)



50/50 Dielectric NIR (45° Angle)



50/50 Dielectric Visible (45° Angle)



Side-two Broadband Coating (45° Angle)

